

# Hartford Infant Pre School

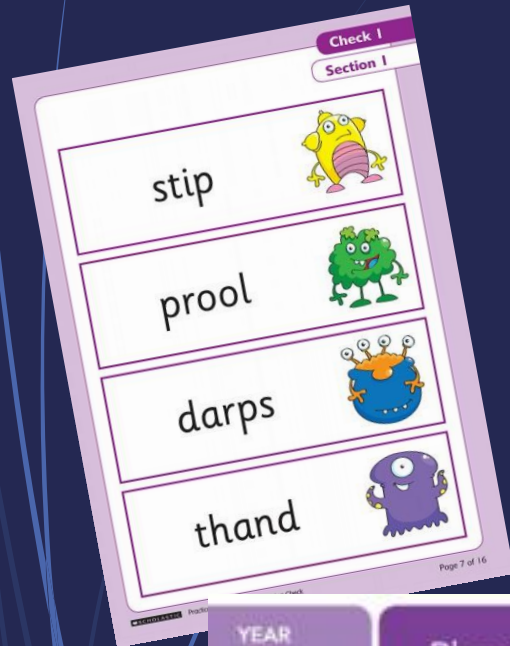
## Year One Phonics Screening Check Information for Parents



# Welcome

March 2023

# Aims



YEAR 1	
Phonics	
<b>Screening check:</b>	
First name	
Last name	

- What is phonics?
- What is the Phonics Screening Check?
- What does it test?
- What does the check include?
- When and how is it carried out?
- What happens with the results?
- How can I help at home?
- Questions



# What is phonics?

Phonics is the recommended strategy for teaching children to read.

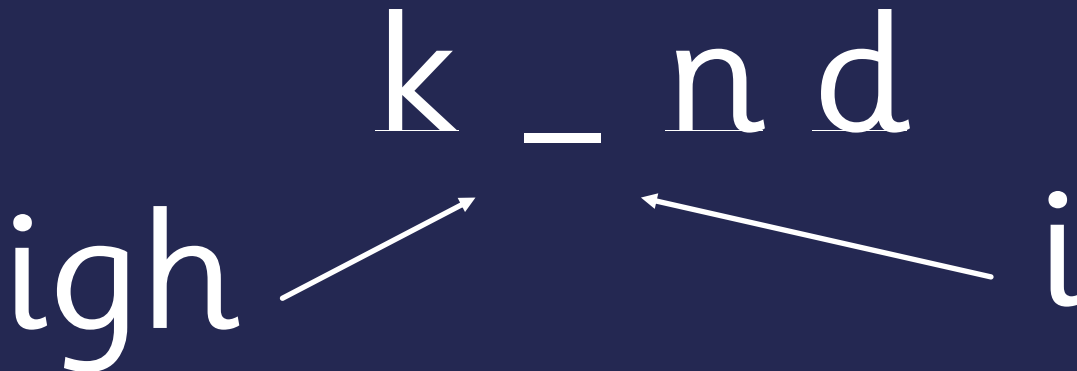
It involves breaking up words into small units of sounds (phonemes) and teaches children to segment then blend to read any word.

s p or t

Phonics also teaches children to segment the phonemes in a word and choose the correct spelling choice (grapheme) for this.

k \_ n d

igh      i



# What is phonics?

**Phoneme:** small unit of sounds

**Grapheme:** spelling of a phoneme

**Segmenting:** breaking up the sounds in a word to read and spell

**Blending:** merging phonemes in a word together to read

**Digraph:** grapheme with 2 letters e.g. 'ai', 'oi', 'oa'

**Trigraph:** grapheme with 3 letters e.g. 'igh', 'ear', 'air'



# What is the phonics screening check?



The national Phonics Screening Check was introduced in 2012 to all Year 1 children.

It is a short, statutory assessment to confirm whether children have learnt phonic decoding to an age-appropriate standard.

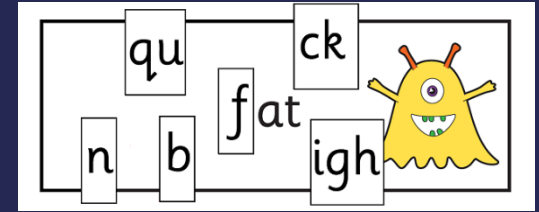
It is designed to check if all Year 1 children can decode and blend words to read, as taught in the Year 1 curriculum.

It aims to identify the children who need extra help so that they can be given support by school to improve their reading skills.

At Hartford Infant School we already identify children who need additional help with reading and phonics and provide early intervention support.



# What does it test?



The Phonics Screening Check includes 40 words that your child is expected to segment and blend to read.

It will check that your child can:





- Segment and blend graphemes in order to read simple words.
- Read phonically decodable one-syllable and two-syllable words, e.g. cat, sand, windmill.
- Read a selection of nonsense words which are referred to as pseudo words.

It assesses their phonic knowledge learned in Reception and in Year 1.

The check includes 20 real words and 20 pseudo words (nonsense words).



# What does the check include?

dack	
chob	
nurt	
queet	

## Pseudo words

These are words that are phonically decodable but are not real words with an associated meaning e.g., teg, brip, snorb, theld, clain, scroy.

Pseudo words are included in the check specifically to assess whether your child can decode a word using phonics skills and not their memory.

The pseudo words will be shown to your child with a picture of an imaginary creature. They will be asked to name the type of monster by decoding this word and reading it aloud.



# What does the check include?

## Real words

The real words are less common words which children are less likely to have read previously.

Less common words are included so that your child will need to decode these using their phonics knowledge rather than rely on sight memory of words they have seen before.

model

person

chapter

reptiles





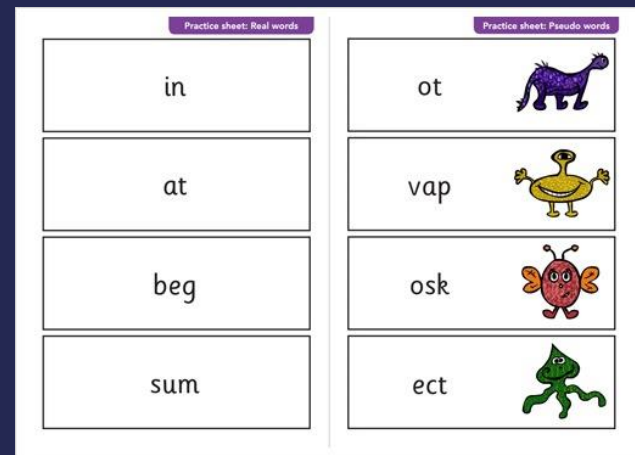
# How and when is it carried out?

The Phonics Screening Check is carried out with your child's teacher on a 1:1 basis in June.

The check takes about 10 minutes to complete. However, every child is different and there will be no time limit set.

There will be some practice words before the screening check begins.

Your children have already had a go at this style of assessment in Autumn term 1 and Spring term 1.



# What happens with the results?


We will inform you by the end of the Summer term in Year 1 of your child's results.

Phonics screening data is submitted to Cambridgeshire County Council.

All children are different and progress at different rates.

Additional phonics support will be provided if needed.

Your child will re-sit the check in Year 2 if they do not reach the expected standard.



# How can I help at home?

- Let your child see you enjoying reading yourself – they are influenced by you and what you value!
- Share books and magazines with your child.
- Listen to your child read as much as possible.
- Encourage them to 'sound out' (segment) unfamiliar words and blend these sounds – **use phonics mat** to support e.g., ew/ue (oo), au/aw (or) etc.
- Praise and encouragement – have a good guess!
- Talk about the meaning of words.
- Practice reading pseudo and real words – **pack will be sent home.**
- Communicate with us.....let us know anything we need to best support your child.



# Finally.....



- Do not worry!
- Your support at home really is valuable and appreciated.
- Your child will continue to make progress and receive the support and encouragement they need to be a successful reader!
- We are here to help your child to do their very best in *all* that they do.
- Please discuss your child further with us if you would like to.



# Questions

