








Autumn 2 - History - Toys

Knowledge <i>I know...</i>	Skills <i>I can...</i>	Links back to <i>I remember...</i>
<ul style="list-style-type: none"> The toys my parents and grandparents played with are different to toys today. Toys now are usually made of plastic. Lots of toys now are electrical. In the past most toys used to be made from paper, wood and metal. The toys I play with now are different to the toys I played with when I was a baby. 	<ul style="list-style-type: none"> Talk about my favourite toy. Sort pictures/ real life toys into old and new. Talk about the toys I like to play with now compared with the toys I had when I was a baby. Say what is the same and different. Find out about the toys their parents / grandparents played with (within living memory note: this is relatives living memory). Draw what I know. 	<ul style="list-style-type: none"> n/a
Vocabulary: History: a study of past events Living memory: if something has happened within living memory, it can be remembered by some people who are still alive. Old: belonging to the past New: made recently Timeline: a list of events in the order that they happened.		Images:   

Spring 1 – History - Victorians

Knowledge <i>I know...</i>	Skills <i>I can...</i>	Links back to <i>I remember...</i>
<ul style="list-style-type: none"> Queen Victoria was a queen from the past. In Victorian times lots of children from poor families had to go out to work. Not many people could read or write but Queen Victoria made all children go to school (in 1870). School children sat at wooden desks. The teachers had a blackboard. The teachers were very bossy and scary. 	<ul style="list-style-type: none"> Order pictures (oldest to newest). Talk about the past and present. Say what is the same and what's different (Victorian schools). Use different things (books, pictures, photos and objects) to find out about Victorian schools. Observe and talk about historical objects (artefacts). Ask questions about the past. 	<ul style="list-style-type: none"> The toys my parents and grandparents played with are different to toys today. In the past most toys used to be made from paper, wood and metal
Vocabulary: Artefact: objects made by humans Blackboard: a large board used by teachers to write on with chalk. Past: gone by in time Present: existing or occurring now Poor: having very little money Victorians: people who lived in the Victorian era (1837-1901).		Images:    

Summer 2 – History – Captain Cook

Knowledge <i>I know...</i>	Skills <i>I can...</i>	Links back to <i>I remember...</i>
<ul style="list-style-type: none"> • Captain James Cook was a famous explorer from the past • He sailed from England to Australia • He was the first person to make maps of Australia • Captain Cook's first ship was called HMS Endeavour • There is a statue of Captain Cook in England 	<ul style="list-style-type: none"> • Talk about things that happened in the past • Use different sources to find out about real things that have happened in the past • Make observations about different sources • Understand questions can be asked about the past • Listen to different words used to describe the past 	<ul style="list-style-type: none"> • Australia is another country in the world (Summer 1) • Maps can show us where to go on a journey (Summer 1) • Queen Victoria was an important person from our past (Spring 1) • The diamond jubilee was an important event from the past (Spring 1) • We can find out about the past by looking at objects (toys Autumn 2)
Vocabulary: Source: a place, person or thing that you can find information from. Past: gone by in time Explorer: someone who travels to places that people do not know much about Map: a diagram to show where places are located and features of places Voyage: A long journey from one place to another Captain: person in command of a ship		Images: 