
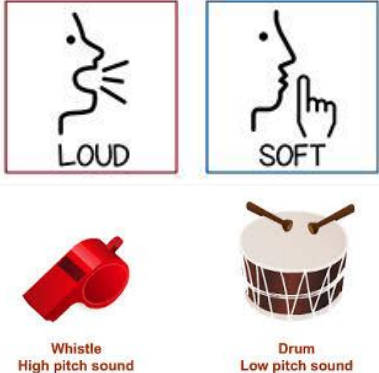







Expressive Arts and Design/Design technology (food)			Expressive Arts and Design/Music (pitch and dynamics)				
Knowledge <i>I know...</i>	Skills <i>I can...</i>	Links back to <i>I remember...</i>	Knowledge <i>I know...</i>	Skills <i>I can...</i>	Links back to <i>I remember...</i>		
<ul style="list-style-type: none"> <li>• What a fruit is and what a vegetable is.</li> <li>• How fruit and vegetables are grown and harvested.</li> <li>• Why it is important to wash my hands and be clean when preparing food.</li> <li>• That soup a liquid dish made using fish, meat or vegetables in water.</li> </ul>	<ul style="list-style-type: none"> <li>• Use tools such as a vegetable peeler to peel a vegetable</li> <li>• Use tools such as a butter knife to chop vegetables</li> <li>• Make a stock, cook the vegetables and blend together with the help of a grown up.</li> </ul>	<ul style="list-style-type: none"> <li>• n/a</li> </ul>	<ul style="list-style-type: none"> <li>• That 'dynamics' means the volume of sound in parts of music</li> <li>• That 'pitch' means how high or low a musical tone is</li> <li>• Instruments make different sounds and can be played in different ways</li> <li>• Shakers, bells, wood blocks, claves, tambours, tambourines, drums, triangles are all examples of untuned instruments</li> </ul>	<ul style="list-style-type: none"> <li>• Explore and learn how sounds can be changed (e.g. high, low, loud, soft)</li> <li>• Explore the different sounds of instruments</li> <li>• Listen to and join in with some songs Learn new songs</li> </ul>	<ul style="list-style-type: none"> <li>• Tempo means fast and slow.</li> <li>• Rhythm is the pattern of long and short sounds as you move through the song.</li> <li>• Drum, cymbal, and maracas are all examples of untuned instruments.</li> </ul>		
<b>Vocabulary:</b> <b>Fruit:</b> the sweet and fleshy product of a tree or other plant that contains seed and can be eaten as food <b>Vegetable:</b> a plant or part of a plant used as food <b>Harvest:</b> gathering in crops <b>Soup:</b> a liquid dish made using fish, meat or vegetables in water		<b>Images:</b> 		<b>Vocabulary:</b> <b>Instrument:</b> a device used to produce music. <b>Dynamics:</b> the volume of sound in different parts of a music (e.g. loud, soft) <b>Pitch:</b> how high or low a musical tone is <b>Song:</b> words set to music		<b>Images:</b>  <p>Whistle High pitch sound</p> <p>Drum Low pitch sound</p>	



Understanding the world/History (NHS)			Understanding the world/Science (humans)				
Knowledge <i>I know...</i>	Skills <i>I can...</i>	Links back to <i>I remember...</i>	Knowledge <i>I know...</i>	Skills <i>I can...</i>	Links back to <i>I remember...</i>		
<ul style="list-style-type: none"> <li>The NHS was created before I was born</li> <li>That the NHS stands for the national health service.</li> <li>Hospitals, doctors and dentists are all part of the NHS</li> </ul>	<ul style="list-style-type: none"> <li>Sequence pictures from oldest to newest</li> <li>Use words to talk about the passing of time, e.g. old, new.</li> <li>Talk about similarities and differences between the uniforms of medical staff then and now</li> <li>Use books, pictures, photos and artefacts to find out facts about hospitals/the NHS in the past</li> <li>Talk about and make observations of historical artefacts</li> <li>Ask questions about the past.</li> </ul>	<ul style="list-style-type: none"> <li>Clothes have changed over time</li> <li>My grandparents childhood clothes were different to mine now.</li> <li>The clothes I wear now are different to the clothes I wore as a baby.</li> </ul>	<ul style="list-style-type: none"> <li>Humans grow and change</li> <li>My body has changed since I was a baby</li> <li>My body is made up of different parts</li> <li>The parts of my body help me to do different things</li> <li>Books can be used to find out more information</li> </ul>	<ul style="list-style-type: none"> <li>Compare my body to when I was a baby and say what is the same and what is different</li> <li>Compare my body to that of adult and say what is the same and what is different</li> <li>Name the different parts of the body and talk about what they do</li> <li>Ask and answer questions about the human body</li> </ul>	<ul style="list-style-type: none"> <li>Investigating materials</li> <li>Talking about my family</li> </ul>		
<b>Vocabulary:</b>		<b>Images:</b>		<b>Vocabulary:</b>			
<p><b>NHS:</b> The National Health Service  <b>Hospital:</b> a place where people who are ill or injured are treated and taken care of by doctors and nurses  <b>Doctor:</b> a person who is qualified to treat people who are ill  <b>Nurse:</b> a person whose job is to care for people who are ill or injured, especially in a hospital:  <b>Dentist:</b> a person whose job is treating people's teeth  <b>Uniform:</b> clothes worn by people who belong to the same group</p>		  		<p><b>Human:</b> a man, woman or child  <b>Body:</b> the physical structure, including the bones, flesh, and organs, of a person or an animal.  <b>Grow:</b> increasing in size or changing physically  <b>Compare:</b> finding what is the same and what is different</p>		