






Expressive Arts and Design/Design technology (textiles – bag)			Expressive Arts and Design/Music (tempo)				
Knowledge <i>I know...</i>	Skills <i>I can...</i>	Links back to <i>I remember...</i>	Knowledge <i>I know...</i>	Skills <i>I can...</i>	Links back to <i>I remember...</i>		
<ul style="list-style-type: none"> Bags are used for different purposes Bags have handles to help us to hold and carry them Bags can be made from fabric Denim, cotton, wool and felt are types of fabric 	<ul style="list-style-type: none"> Talk about the features of a bag e.g. handle Design a simple bag using my ideas and experiences Suggest ideas and explain what I am going to do Use glue to embellish/decorate my bag Share my work and talk about what I have done 	<ul style="list-style-type: none"> n/a 	<ul style="list-style-type: none"> Tempo means fast and/or slow Rhythm is the pattern of long and short sounds as you move through a song Drum, cymbal and maracas are all instruments. Different materials can be used to make music 	<ul style="list-style-type: none"> Explore the sounds of instruments Sing some nursery rhymes, chants and songs Listen to songs Tap out a rhythm Make an instrument out of junk box modelling 	<ul style="list-style-type: none"> Singing songs in my class or at nursery or preschool 		
Vocabulary: Design: a plan or drawing to show your ideas before you make a product. Decorate: to add details to a design to improve its appearance. Evaluate: reflect on the product I have made and how I can improve it. Fabric: cloth or material for making clothes and other items e.g. bags Bag: a [flexible] container with an opening at the top, used for carrying things		Images: 		Vocabulary: Instrument: a device used to produce music. Rhythm: a strong, regular repeated pattern of sound Tempo: how fast or slow something is happening. Song: words set to music Junk box modelling: Joining together boxes to make a model which can be painted and decorated		Images:  	



Understanding the world/History (clothes)			Understanding the World/Science (materials)		
Knowledge <i>I know...</i>	Skills <i>I can...</i>	Links back to <i>I remember...</i>	Knowledge <i>I know...</i>	Skills <i>I can...</i>	Links back to <i>I remember...</i>
<ul style="list-style-type: none"> • Clothes have changed over time • My parents and grandparents' childhood clothes were different to the clothes I wear now • The kinds of clothes I wear now aged 4/5 years old are different to the clothes I wore when I was a baby 	<ul style="list-style-type: none"> • Talk about my clothes • Sort pictures/real life clothes into baby and child • Talk about the clothes I wear now compared with the clothes I wore when I was a baby • Say what is the same and different • Find out about the clothes my parents/grandparents played with (within living memory note: this is relatives living memory). 	<ul style="list-style-type: none"> • n/a 	<ul style="list-style-type: none"> • Objects are made from different materials • Wood, metal, paper, plastic, glass and fabric are different types of material • Materials have different properties, e.g. hard, soft, heavy, light, strong, bendy 	<ul style="list-style-type: none"> • Name different types of materials • Sort materials into groups • Describe what some materials are like • Compare two materials, saying what is the same and what is different • Think about what to do • Find out which material is the best to make my bag by planning and carrying out a test with my teacher • Talk about what I did and what happened 	<ul style="list-style-type: none"> • n/a
Vocabulary:		Images:		Vocabulary:	
<p>History: a study of past events Living memory: if something has happened within living memory, it can be remembered by some people who are still alive. Old: belonging to the past New: made recently Timeline: a list of events in the order that they happened</p>				<p>Material: what objects are made from. Object: a material thing that can be seen and touched. Observe: to look closely Predict: make a guess about what might happen. Properties: what a material is like and how it behaves (soft, stretchy). Hard: solid, firm, rigid Soft: easy to cut, mould or fold Heavy: weighs a lot Light: not heavy Strong: can take force and pressure Bendy: can be bent, soft and flexible.</p>	