


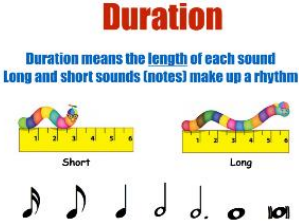









Design Technology			Music		
Knowledge <i>I know...</i>	Skills <i>I can...</i>	Links back to <i>I remember...</i>	Knowledge <i>I know...</i>	Skills <i>I can...</i>	Links back to <i>I remember...</i>
<ul style="list-style-type: none"> <li>That card is a material and good to use for a mask for a mask</li> <li>A mask if worn over the face</li> <li>That materials can be joined using glue</li> </ul>	<ul style="list-style-type: none"> <li>Suggest design ideas for my mask</li> <li>Explain how I will make my mask</li> <li>Use scissors to cut out my mask</li> <li>Use a hole punch with support</li> <li>To assemble my mask with support</li> <li>Evaluate my mask by saying what I like and dislike about it</li> </ul>	<ul style="list-style-type: none"> <li>Designing bunting for a Jubilee celebration.</li> <li>Using felt to make bunting.</li> <li>Using glue to assemble, join and combine e.g. buttons</li> <li>Evaluating my product</li> </ul>	<ul style="list-style-type: none"> <li>You can make different sounds using instruments.</li> <li>How sounds can be changed.</li> <li>Duration means how long or short a note or piece of music is.</li> <li>Pitch means how high or low a note or sound is.</li> </ul>	<ul style="list-style-type: none"> <li>Explore the different sounds of instruments.</li> <li>Create long and short sounds using my voice and body percussion e.g. tap</li> <li>Create high and low sounds using my voice and body percussion e.g. tap</li> </ul>	<ul style="list-style-type: none"> <li>Learning to sing the Royal Family song</li> <li>Singing fast and slow (tempo)</li> <li>Using percussion instruments to tap out a rhythm</li> </ul>
<b>Vocabulary:</b> <b>Design:</b> a plan or drawing to show your ideas before you make something <b>Evaluate:</b> think about what I have made and how I can make it better <b>Mask:</b> an object covering all or part of the face <b>Material:</b> what something is made of <b>Join:</b> linking two or more things together		<b>Images:</b>  	<b>Vocabulary:</b> <b>Tempo:</b> is how fast or slow a note or piece of music is. <b>Duration:</b> how long or short a note or piece of music is. <b>Pitch:</b> how low or high a note or sound is.		<b>Images:</b>  

By the end of this half term, your child should be able to: **know more** (knowledge), **remember more** (links back to), **be able to do more** (skills)



Geography			Science				
Knowledge <i>I know...</i>	Skills <i>I can...</i>	Links back to <i>I remember...</i>	Knowledge <i>I know...</i>	Skills <i>I can...</i>	Links back to <i>I remember...</i>		
<ul style="list-style-type: none"> <li>That the world is made up of different countries beyond the UK and these can be located on a world map</li> <li>The UK is different to other countries in the wider world (e.g. Australia and New Zealand)</li> <li>That Australia and England have opposite seasons and the weather is different</li> <li>That there is a river and hill in Huntingdon and an ocean and mountains in Sydney.</li> </ul>	<ul style="list-style-type: none"> <li>Talk about similarities and differences in relation to places</li> <li>Compare where I live to other environments</li> <li>Answer similar questions</li> <li>To draw and follow simple maps</li> <li>I can investigate my surrounding</li> </ul>	<ul style="list-style-type: none"> <li>The world is made up of different countries, and these are located in different places on a world map</li> <li>The UK is made up of 4 countries (England, Northern Ireland, Scotland and Wales).</li> <li>About some of the key features of these countries (e.g. capital city, landmarks, landscapes, weather)</li> </ul>	<ul style="list-style-type: none"> <li>There are different types of animals (some are wild, some are domesticated).</li> <li>There are different types of wild animals (e.g. birds, aquatic, terrestrial).</li> <li>That different types of animals live in different environments.</li> <li>The similarities and differences between the animals and their environments that I have learnt about.</li> </ul>	<ul style="list-style-type: none"> <li>Identify what is the same and what is different (identifying and classifying)</li> <li>Use books to find out information</li> <li>Find out things in different ways (zoo trip, books, online)</li> </ul>	<ul style="list-style-type: none"> <li>Different wild animals can be found in each of the 4 countries in the UK</li> </ul>		
<b>Vocabulary:</b> <b>Country:</b> an area of land that has its own government <b>Continent:</b> a large land mass, typically a group of countries. <b>Ocean:</b> a very large expanse of water. <b>Sea:</b> smaller than oceans and usually located where the land and ocean meets.		<b>Images:</b>   		<b>Vocabulary:</b> <b>Animal:</b> a living creature <b>Wild animal:</b> it isn't tame and it lives on its own without any help from people <b>Pet:</b> a tamed animal kept for companionship or pleasure <b>Birds:</b> have a beak, wings and feathers. They lay eggs and live on land. <b>Aquatic animals:</b> live in water <b>Terrestrial animals:</b> live on land <b>Environment:</b> what is around a person, plant or animal in the place that it lives		<b>Images:</b>  <small>shutterstock.com • 1531250000</small> 	

By the end of this half term, your child should be able to: **know more** (knowledge), **remember more** (links back to), **be able to do more** (skills)